



Region 10 Service Grid Webinar

Tom Seilheimer

Jenna Dietsch

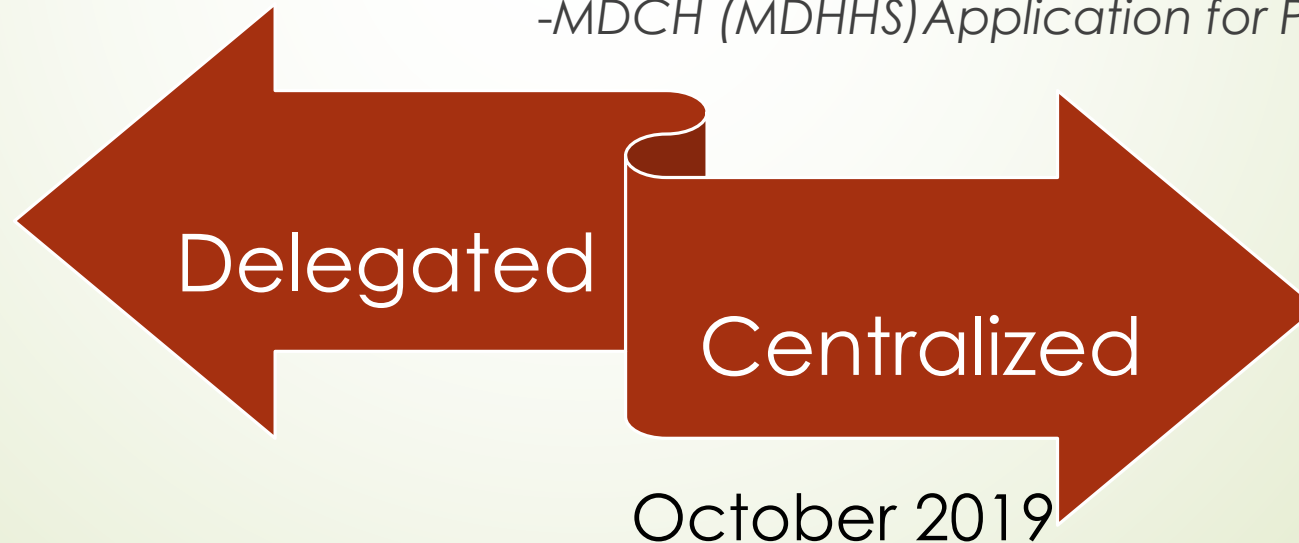
Sarah Bowman

May 22nd 2019

Utilization Management 101

- Utilization management typically includes the following functions: 1) access and eligibility determination, 2) utilization management protocols, 3) service authorization, and 4) utilization review.

-MDCH (MDHHS) Application for Participation 2013

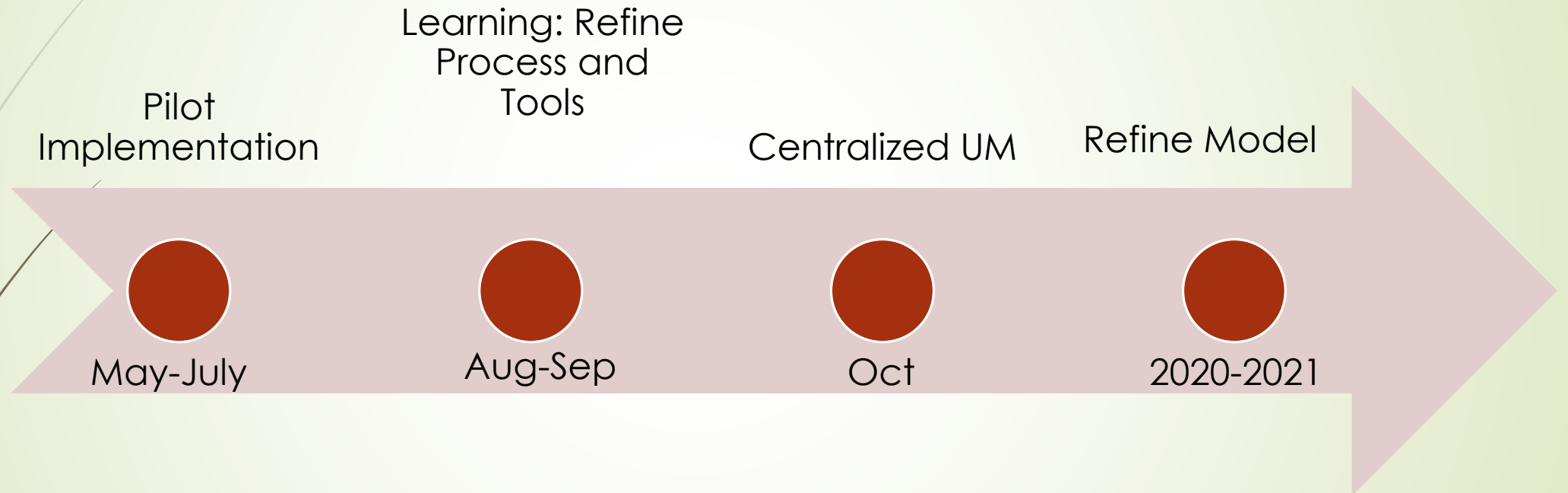


The Why


- Improve experience of care by providing a consistent regional benefit



Next Steps



Check Point



Does the request fall within the guidelines?

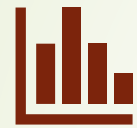
Recommendations, Not Rules

- Assessments may be used to **inform** the PCP process, but are not a **substitute** for the process.

-MDHHS/PIHP Contract Attachment P4.4.1.1



Where did these numbers come from?...



FY17 encounter data



Medicaid manual requirements



Clinical judgement

- Assume positive intent
- Do no harm
 - Individual and System level



But I don't see.....


- ▶ Codes not included in the **pilot** grid:
 - Crisis Services (inpatient, crisis residential, crisis intervention, crisis stabilization, etc.)
 - Treatment Planning
 - Assessments
 - Autism Codes
 - Telehealth
 - Behavior Tx Plan Review

Grid Navigation Tips

- One tab per population; select the appropriate population

17	Family Therapy	SED - Severe	9084X
18	Group Therapy	SED - Minimal	90853
19	Group Therapy	SED - Moderate	90853
20	Group Therapy	SED - Serious	90853

◀	▶	MI	SED	IDD Adult	IDD Child	+
---	---	----	------------	-----------	-----------	---



Grid Navigation Tips



Service Group Name



Minimum Units



SAG COC



Maximum Units

H2015

Procedure Codes



Remaining Duration



Unit Type



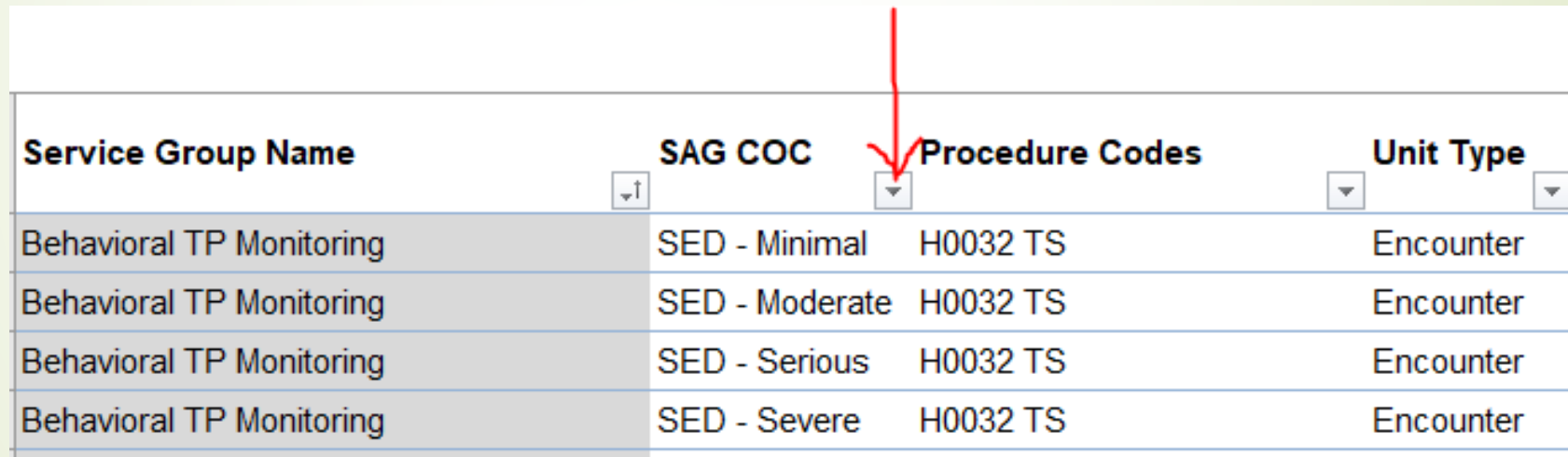
Max Units for
Remaining Duration



Max Duration

Grid Navigation Tips

- Filter by Service Authorization Guidelines Continuum of Care (SAG COC) in Column B



The image shows a screenshot of a data grid with four columns: Service Group Name, SAG COC, Procedure Codes, and Unit Type. A red arrow points to the SAG COC column header, which has a dropdown arrow icon. The grid contains four rows of data, all with 'Behavioral TP Monitoring' in the first column and 'Encounter' in the fourth column. The SAG COC values are 'Minimal', 'Moderate', 'Serious', and 'Severe', and the Procedure Codes are all 'H0032 TS'.

Service Group Name	SAG COC	Procedure Codes	Unit Type
Behavioral TP Monitoring	SED - Minimal	H0032 TS	Encounter
Behavioral TP Monitoring	SED - Moderate	H0032 TS	Encounter
Behavioral TP Monitoring	SED - Serious	H0032 TS	Encounter
Behavioral TP Monitoring	SED - Severe	H0032 TS	Encounter

Let's Practice...

Meet Josh

- 12 years old
- CAFAS score of 90
- SAG COC score of 14
- Average of 2 crisis interventions/month

SAG COC Category: Severe





Q & A Session